


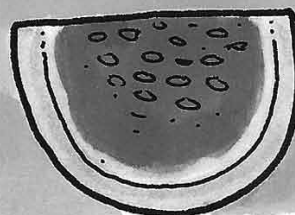




Instructions: For each row, ask the student draw a circle around the fruit that begins with the letter on the left.



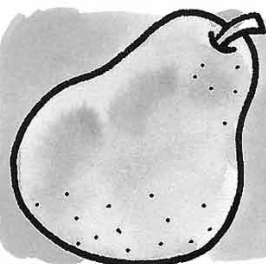
A






B



C



G



P

